



90-10 401k

As of 10/31/2021

## Investment Strategy

Targets a 90/10 equity to fixed income asset mix and focused on Growth. The portfolio seeks capital growth. The portfolio exhibits long-term volatility and is intended to soundly out pace inflation. Investment Time Horizon: 9-15 Years

## Portfolio Statistics

Expense Ratio	0.07
Yield %	1.77
Inception Date	2/18/2009

## Manager Biography

### Eli Sallman, MBA, CFP®, CIMA®

Vice President, Investment Officer & Portfolio Manager

- Joined firm in 2006
- 18 years in financial industry

### Toby Marks, IMSE

Vice President, Investment Officer & Portfolio Manager

- Joined firm in 2018
- 22 years in financial industry

## Firm Overview

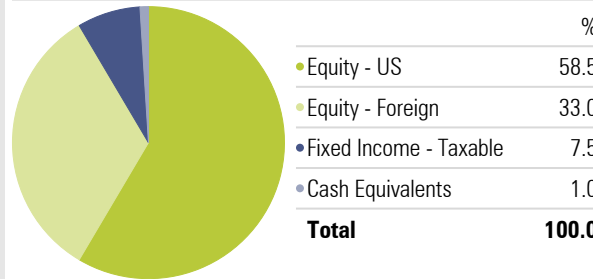
The Trust Company, founded in 1992, is headquartered in Manhattan, KS and has offices in Columbia, MO, Lawrence, KS and Marysville, KS. With over \$1 billion in Managed Assets (as of 12/31/2018), the firm manages equity, fixed income, and asset allocation strategies for individual and institutional investors.

## Performance Disclosures

Performance results reflect time-weighted rates of returns based upon TTC's Risk Based allocation strategies and rebalancing methods. Performance results reflect the reinvestment of dividends and other earnings, but are calculated prior to assessment of TTC fees.

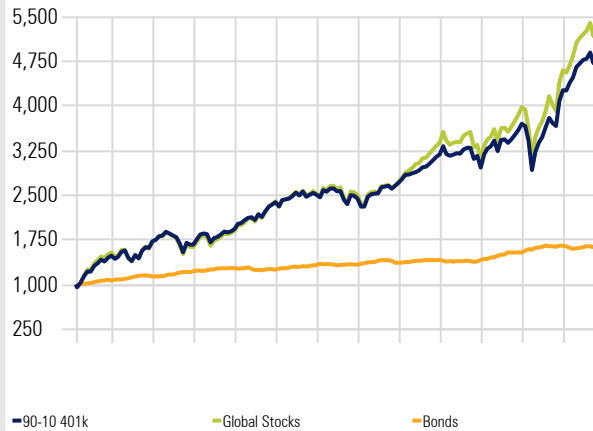
Past performance may not be indicative of future results, and the performance of a specific individual account may vary substantially from performance presented herein. In calculating account performance, TTC has relied upon information by various sources believed to be accurate and reliable but cannot be guaranteed. Investments in equities, fixed income, mutual funds, and exchange traded funds involve risk and may lose value.

## Asset Allocation

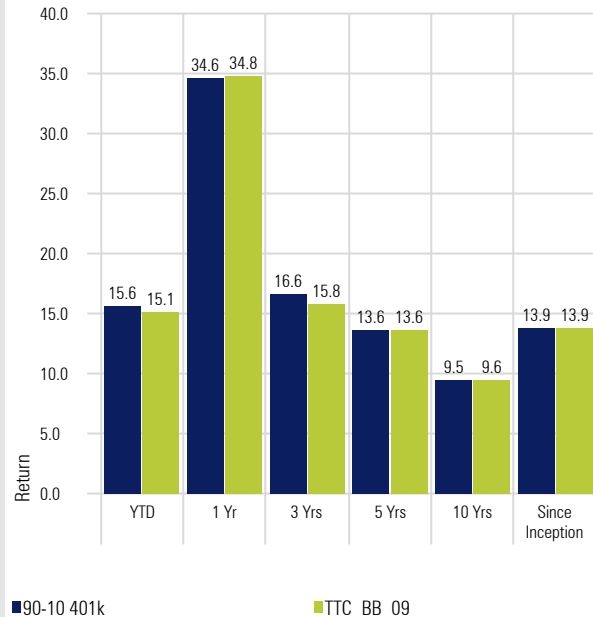


## Investment Growth of \$1,000

Time Period: Since Common Inception (2/19/2009) to 10/31/2021



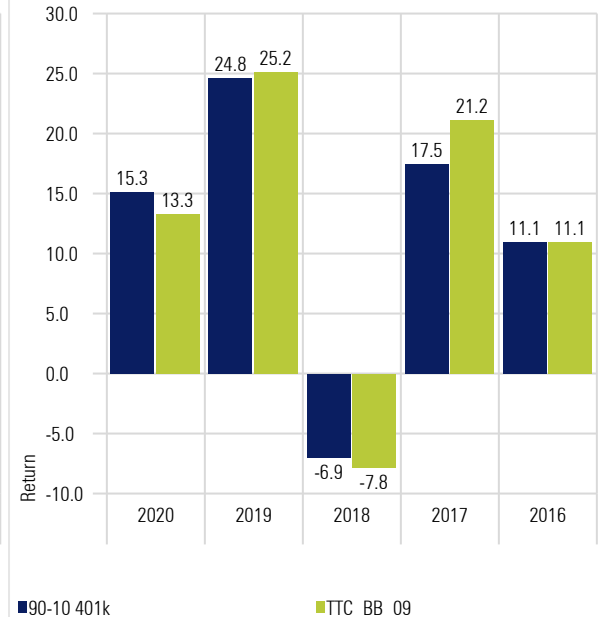
## Trailing Returns



## Portfolio Holdings

	My Sector	% Port
Vanguard Developed Markets Index Admiral	Equity - Foreign	23.0
Vanguard Value Index I	Equity - US	18.4
Vanguard Growth Index Admiral	Equity - US	12.2
Vanguard Emerging Mkts Stock Idx Adm	Equity - Foreign	10.0
Vanguard Mid-Cap Value Index Admiral	Equity - US	9.4
Vanguard Mid-Cap Growth Index Admiral	Equity - US	7.0
Vanguard Total Bond Market Index Adm	Intermediate Core Bond	7.0
Vanguard Small Cap Value Index Admiral	Equity - US	5.0
Vanguard Real Estate Index Admiral	Equity - US	3.9
Vanguard Small Cap Growth Index Admira	Equity - US	2.5
Money Market Fund	Cash Equivalents	1.0
Vanguard High-Yield Corporate Adm	High Yield Bond	0.5

## Calendar Year Returns



	YTD	1 Yr	3 Yrs	5 Yrs	10 Yrs	Risk 1 Yr	Risk 3 Yrs	Risk 5 Yrs	Risk 10 Yrs
90-10 401k	15.6	34.6	16.6	13.6	11.2	7.7	12.9	10.5	9.0
TTC_BB_09	15.1	34.8	15.8	13.6	11.3	7.7	13.1	10.8	9.2
Morningstar US Market PR USD	21.4	41.4	19.7	16.9	13.9	9.5	14.8	12.2	10.1